

Organised by



Hellenic
Society of
Pathology

Under the auspices of



UNIVERSITY
of IOANNINA



Accredited with 16,5 Continuing Medical Education (CME) Credits by the Panhellenic Medical Association

Ioannina University
Courses in Pathology
IUCP 2024

DERMATOPATHOLOGY

01 - 03.03.2024

Epirus Palace Hotel
I O A N N I N A

S C I E N T I F I C P R O G R A M M E



ΚΑΛΛΙΦΡΟΝΑΣ Α.Ε.
ΕΜΠΟΡΙΟ ΔΙΑΓΝΩΣΤΙΚΩΝ ΑΝΤΙΔΡΑΣΤΗΡΙΩΝ



OMNIS

Integrated,
Innovative
Automated For
Complete Diagnostic
Confidence



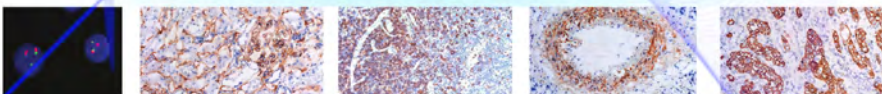
ARTISAN




COVERSTAINER



AS LINK48



gilent Technologies



Contents

Welcome Message	4
In Memoriam	5
Organization - Commitees	6
Scientific Programme.....	7
Faculty.....	10
General Information	13
Sponsors.....	16



Welcome Message

With great pleasure we welcome you to **Ioannina University Courses in Pathology (IUCP)**, taking place on **March 1 - 3, 2024**, at the **Epirus Palace Hotel**, in **Ioannina** and organized by the **Hellenic Society of Pathology**.

IUCP are postgraduate courses on selected topics of Human Pathology and are organized since 1996.

The aim of the courses is to bring together young Pathologists and Tutors experts in the various fields of Pathology, as well as to encourage active participation of all colleagues during the discussions following the lectures, and the slide seminars, providing an in-depth review of each topic. The present course is dedicated to **Dermatopathology**.

We do hope that the presentations by experts on the field will meet your expectations and will increase your knowledge in this specific field of Pathology.

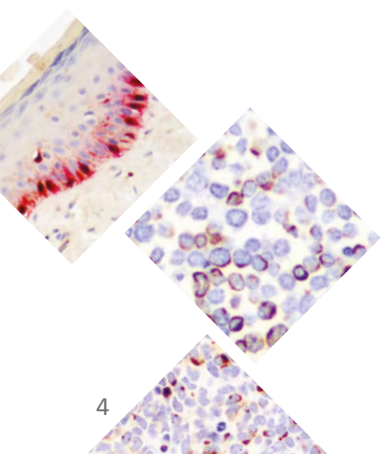
Best regards,

President
of Hellenic
Society of Pathology

Eleni Kourea

General Secretary
of Hellenic
Society of Pathology

Christina Magkou



In Memoriam



Niki J Agnantis (1940-2023)

Professor Niki Agnantis was a beacon of Pathology, not only in Greece but worldwide. With dedication, hard work and a strong sense for internationalization she contributed to the recognition of the Pathologist as the center of health care, with special attention to raising public awareness, particularly about cancer and the value of prevention. After a long period in the Department of Pathology at the Hellenic Anticancer Institute of Athens “St. Savvas Hospital” (1966-1991), Niki served as Director of the Department of Pathology-Cytology at the University Hospital of Ioannina, having been elected as a full Professor of Pathology at the University of Ioannina (1990). She was also elected as Dean of the Medical School (1999-2003), and Vice Rector of Ioannina University (2003-2007). After her retirement she was honored with the title of Emeritus Professor.

Niki J Agnantis was the visionary behind the Ioannina University Courses in Pathology (IUCP), which she materialized in 1996, and organized initially twice a year and later annually. These postgraduate courses are currently organized annually in Ioannina by the Hellenic Society of Pathology under the auspices of ESP. Niki was for decades an active member of ESP, served as President of ESP (2005-2007) and was nominated ESP Honorary Member (2010). She was also nominated Honorary Member (Pleni Iuri) of the Romanian Academy of Sciences (2013) and Associate Member of the French Academy of Medicine (2016).

Niki Agnantis is greatly missed by the Pathology community in Greece and in Europe. She has been a role model for Pathologists, medical students, women in science, patients, friends, and family. We will remember her with affection, gratitude, and respect.

Organization - Committees

Organization

Under the Auspices of



UNIVERSITY
of IOANNINA



European
Society of
Pathology

Hellenic Society of Pathology

67 Dimokratias Av., Athens, 15451

Tel. +30 210 6725532

E-mail: helpath@otenet.gr

Honorary President: Prof. A. Batistatou

Organizing Committee

President:	E. Kourea
Vice President:	E. Eleftheriadis
General Secretary:	C. Magkou
Treasurer:	D. Bouklas
Deputy Secretary:	P. Foukas
Members:	V. Zolota, A. Stofas

Scientific Committee

Scientific Committee of HSP

Coordinators:	P. Korkolopoulou D. Papachristou
----------------------	-------------------------------------

Members:	P. Arapantoni V. Damaskou A. Goussia V. Samaras O. Tzaida
-----------------	---

Dermatopathology Working Group of HSP

Coordinators:	M. Bobos V. Chaniotis
----------------------	--------------------------

SCIENTIFIC PROGRAMME

Friday, March 1, 2024

12:15 - 12:45 Registration

Session 1

Chair: Ass. Prof. E. Lambri (GR), Prof. D. Peschos (GR)

12:45 - 13:30 Embryology and Histology
Prof. V. Galani (GR)

13:30 - 14:00 **Coffee break – Light Lunch**

Session 2

Chair: Dr. V. Chaniotis (GR), Dr. V. Damaskou (GR), Prof. A. Goussia (GR)

14:00 - 14:45 Adnexal tumours
Dr. T. Kervarrec (FR)

14:45 - 16:00 Keratinocytic tumours
Prof. K. Linos (USA)

16:00 - 16:30 Merkel cell carcinoma
Dr. T. Kervarrec (FR)

Session 3

Chair: Prof. P. Korkolopoulou (GR), Prof. D. Papachristou (GR)

16:30 - 17:15 Soft Tissue tumours part I
Prof. K. Linos (USA)

17:15 - 17:45 **Coffee break**

17:45 - 18:30 Soft Tissue tumours part II
Prof. K. Linos (USA)

Session 4

Chair: Prof. A. Goussia (GR), Prof. E. Kourea (GR)

18:30 - 19:00 Keynote Lecture
From ABCD to AI: a pathologist's perspective on melanoma
Prof. A. Batistatou (GR)

19:00 - 19:15 Welcome Address

20:00 **Dinner**

Session 5

Chair: Ass. Prof. M. Bobos (GR), Ass. Prof. E. Lambri (GR), Dr. O. Tzaida (GR)

08:30 - 09:15 "Blue" tumours
Dr. A. De la Fouchardiere (FR)

09:15 - 09:30 **Short break**

09:30 - 10:15 Common melanocytic tumours
Dr. A. De la Fouchardiere (FR)

10:15 - 10:30 **Short break**

10:30 - 11:15 Spitz tumours
Dr. A. De la Fouchardiere (FR)

Session 6

Chair: Prof. P. Foukas (GR), Prof. P. Korkolopoulou (GR)

11:15 - 12:00 Cutaneous lymphomas and pseudolymphomas part I
Dr. E. Calonje (UK)

12:00 - 12:15 **Short break**

12:15 - 13:00 Cutaneous lymphomas and pseudolymphomas part II
Dr. E. Calonje (UK)

13:00 - 14:00 **Light Lunch**

Session 7

Chair: Ass. Prof. M. Bobos (GR), Dr. C. Magkou (GR), Dr. O. Tzaida (GR)

14:00 - 15:15 Spongiotic, psoriasiform and lichenoid dermatoses
Ass. Prof. J. Kanitakis (FR)

15:15 - 16:00 Bullous dermatitis
Dr. E. Ieremia (UK)

16:00 - 16:15 **Short break**

Session 8

Chair: Ass. Prof. E. Lambri (GR), Prof. V. Zolota (GR)

16:15 - 17:00 Sclerosing dermatitis and panniculitis
Dr. L. - P. Secco (BE)

17:00 - 17:45 Perivascular dermatitis, vasculitis, and thrombotic disorders
Dr. V. Siozopoulou (BE)

17:45 - 18:00 **Short break**

Session 9

Chair: **Dr. C. Magkou (GR), Prof. V. Zolota (GR)**

18:00 - 18:45 Non-infectious granulomas
Dr. E. Calonje (UK)

18:45 - 19:30 Infections and infestations
Dr. L. - P. Secco (BE)

20:30 **Dinner**

Sunday, March 3, 2024

Session 10

Chair: **Ass. Prof. M. Bobos (GR), Dr. V. Chaniotis (GR), Dr. V. Damaskou (GR)**

09:00 - 09:45 Alopecia
Dr. E. Ieremia (UK)

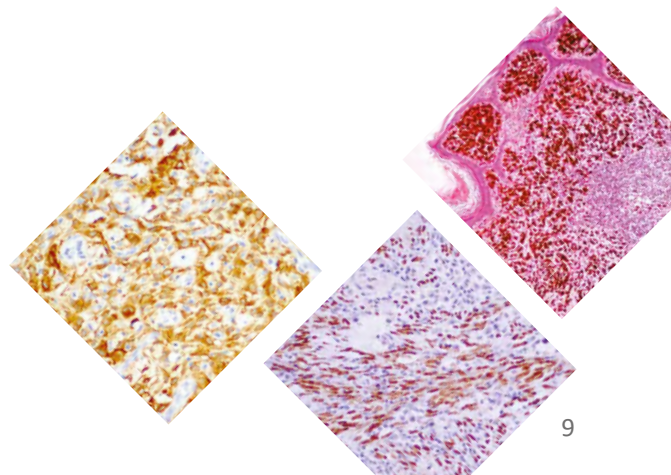
09:45 - 10:15 Tumours of the nail unit
Dr. V. Siozopoulou (BE)

10:15 - 10:30 Short break

10:30 - 11:00 Genetic tumour syndromes associated with skin malignancies
Dr. V. Siozopoulou (BE)

11:00 - 11:45 Slide seminar Quiz
Ass. Prof. J. Kanitakis (FR)

11:45 - 12:00 Conclusions
Dr. V. Damaskou (GR), Prof. E. Kourea (GR)



FACULTY

- Batistatou A.** MD, PhD, Professor of Pathology, Faculty of Medicine, School of Health Sciences, University of Ioannina, Dean of the Ioannina University, Greece
- Bobos M.** Assistant Professor of Anatomic Pathology, Department of Biomedical Sciences, School of Health Sciences, International Hellenic University, Thessaloniki, Scientific Associate, “Microdiagnostics” SA, Thessaloniki, First Department of Dermatology, School of Medicine, Faculty of Health Sciences, Aristotle University, Thessaloniki, Greece
- Calonje J.** MD, DipRCPath, Director of Diagnostic Dermatopathology Department, St. John’s Institute of Dermatology, St. Thomas’ Hospital, London, UK
- Chaniotis V.** Consultant Pathologist, University General Hospital, Heraklion, Crete, Greece
- Damaskou V.** Director, Hellenic N.H.S., Second Department of Pathology, National & Kapodistrian University of Athens, School of Medicine, Attikon University Hospital, Athens, Greece
- De la Fouchardiere A.** Department of Biopathology, Centre Leon Bérard, Lyon, France
- Foukas P.** MD, Professor of Pathology, Second Department of Pathology, School of Medicine, National and Kapodistrian University of Athens, “Attikon” University Hospital, Athens, Greece
- Galani V.** Professor of Anatomy - Histology - Embryology, Faculty of Medicine, School of Health Sciences, University of Ioannina, Greece
- Goussia A.** Professor of Pathology, Department of Pathology, Faculty of Medicine, School of Health Sciences, University of Ioannina, Greece
- Ieremia E.** Consultant Dermatopathologist, FRCPath, DipRCPath Cellular Pathology Department, Oxford University Hospitals NHS Foundation Trust, Oxford, UK
- Kanitakis J.** Hospital Practitioner, Associate Professor of Dermatology, Hospices Civils de Lyon, France

- Kervarrec T.** Department of Pathology, Université de Tours, Centre Hospitalier Universitaire de Tours, Tours, France
- Korkolopoulou P.** Professor of Pathology, First Department of Pathology, Faculty of Medicine, National and Kapodistrian University of Athens, Greece
- Kourea E.** Professor of Pathology, Faculty of Medicine, School of Health Sciences, University of Patras, Rion, Patras, President of the Hellenic Society of Pathology, Greece
- Lambri E.** Assistant Professor, Department of Pathology, Faculty of Medicine, School of Health Sciences, University of Ioannina, Greece
- Linou K.** Associate Attending, Department of Pathology & Laboratory Medicine, Memorial Sloan Kettering Cancer Center, NY, USA
- Magkou C.** MD, PhD, Consultant Pathologist, Department of Pathology, “Evangelismos” General Hospital of Athens, Greece
- Papachristou D.** Professor, Consultant Histopathologist, University of Patras, School of Medicine, Patras, Scientific Coordinator, Unit of Bone and Soft Tissue Studies, Department of Anatomy - Histology - Embryology, Adjunct Professor, Department of Pathology, University of Pittsburgh, Pittsburgh, PA, USA, Director, Department of Pathology, “Olympion” General Clinic, Patras, Greece
- Peschos D.** Professor of Physiology, Faculty of Medicine, School of Health Sciences, University of Ioannina, Greece
- Secco L. - P.** M. D., Department of Pathology, Clinique Universitaire Saint Luc / UCLouvain, Brussels, Belgium
- Siozopoulou V.** M.D., Ph.D., Cheffe de Clinique Associée, Department of Pathology, Clinique Universitaire Saint Luc / UCLouvain, Brussels, Belgium
- Tzaida O.** MD, PhD, Pathologist, Head of the Pathology Department, “Metaxa” Cancer Hospital, Piraeus, Greece
- Zolota V.** Professor of Pathology, Faculty of Medicine, School of Health Sciences, University of Patras, Rion, Patras, Greece

UltraGROSS

The new Benchmark in Grossing

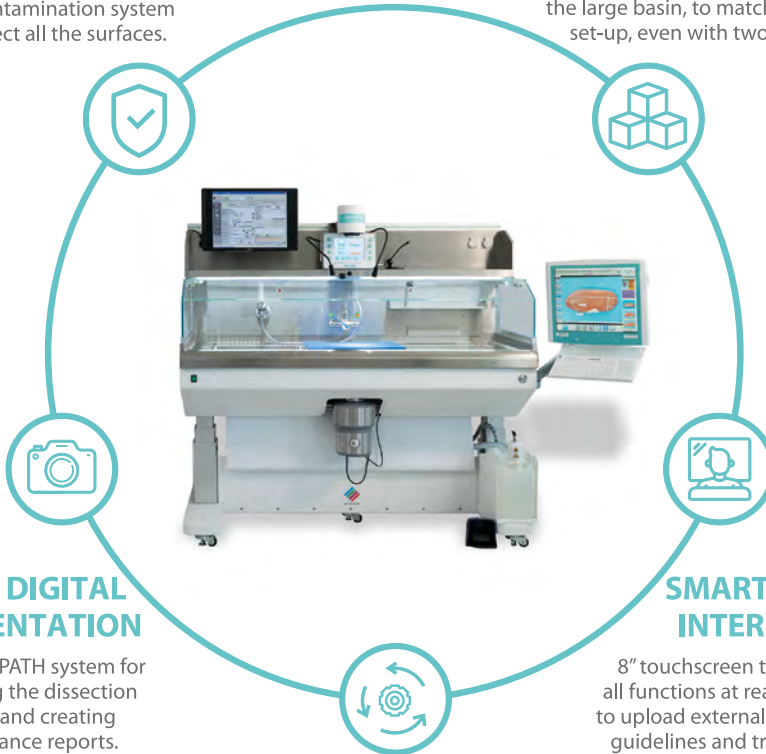
DISCOVER NEXT GENERATION GROSSING

ENHANCED USER SAFETY

Sliding safety shield, backdraft and downdraft ventilation. Bio-decontamination system to disinfect all the surfaces.

TAILOR-MADE MODULARITY

UltraGROSS counts on stainless-steel AISI 316 modules to be placed across the large basin, to match any working set-up, even with two-operators.



MACRO DIGITAL DOCUMENTATION

Built-in MacroPATH system for documenting the dissection procedure and creating image-enhance reports.

SMART USER INTERFACE

8" touchscreen terminal with all functions at reach. Capability to upload external files, like AAPA guidelines and training videos.

OPTIMAL ERGONOMICS

Adjustable working height.
Mobility through sturdy industry casters.
Compliance to anthropometric requirements (EN ISO 14738)



Λεωφ. Βουλαγαμένης 575, 16451 Αργυρούπολη, Αθήνα
Τηλ: 210 99 44 950, Φαξ: 210 99 45 029

Email: inform@menarinidiagnostics.gr, www.menarinidiagnostics.gr

GENERAL INFORMATION

Congress venue: **Epirus Palace Hotel, Ioannina, Greece**
7th km National Road Ioannina – Athens
Postcode: 45221, Ioannina
Tel. +30 26510 93555, 91072, 91074,
Email info@epiruspalace.gr

Date:

Friday, March 1, 2024	12:15 - 19:15
Saturday, March 2, 2024	08:30 - 19:30
Sunday, March 3, 2024	09:00 - 12:00

Website: <https://myrtalycongress.gr/en/event/iucp-2024/>

Official Language: The official language of the Course is English.

Badge: Delegates are obliged to show their congress badge at the entrance of Congress Halls in order to register their attendance time.

Credits: The Course has been accredited with 16,5 Continuing Medical Education (CME) Credits by the Panhellenic Medical Association.

Certificate of Attendance: Registered participants will be able to obtain a certificate of attendance when attending sessions during the Course. The Certificate is available after the end of the Course in: www.e-myrtaly.gr/en/IUCP2024
According to the Regulation of the Greek National Organization of Medicines, participation for at least of 60% of the total duration of the scientific program must be secured!

Compliance: In compliance with CME requirements all speakers are requested to include a slide disclosing conflict of interest at the beginning of their presentation. If you have nothing to disclose, this slide must be included indicating “nothing to disclose”.

GENERAL INFORMATION

GDPR: The Course Secretariat and the Hellenic Society of Pathology compliance with laws and regulations of GDPR. The HSP does not take on any responsibilities for recordings or misuse of your audio contributions carried out by participants.

Registration:

Category	Cost
Pathologists / Cytologists / Doctors of other specialties <i>Registration Includes: Admission into all scientific sessions, Course material, Certificate of attendance</i>	173,60€
Residents <i>Registration Includes: Admission into all scientific sessions, Course material, Certificate of attendance</i>	124,00€
Dinners <i>1/3/2024 @ 2/3/2024, Lunch, Coffee Break @ Dinner</i>	50,00€ Per day (total 100€)

Register here: www.e-myrtaly.gr/en/IUCP2024

Course Secretariat:



P.C.O.: Myrtaly Congress
2 Neomartiros Ioannou Square,
452 21, Ioannina, Greece,
+30 26510 73519,
www.myrtalycongress.gr, info@myrtalycongress.gr


Ενεργοποιώντας & Ενισχύοντας την Ψηφιακή Παθολογική Ανατομική

SLIDEVIEW™ DX

Digital Pathology Slide Scanner



Το σύστημα σάρωσης SLIDEVIEW DX βασιζόμενο σε πάνω από 100 χρόνια εξειδίκευσης σε οπτική και απεικόνιση, ενσωματώνει φωτισμό True Color LED και τη σειρά αντικειμενικών φακών τελευταίας τεχνολογίας X Line για να αποδώσει γρήγορα εικόνες υψηλής ποιότητας μικροσκοπίου στην οθόνη και να υποστηρίξει την αποτελεσματική διάγνωση.



- ▶ **Εικόνες ποιότητας μικροσκοπίου στην ενσωματωμένη οθόνη:** Οι εικόνες λαμβάνονται με εξαιρετική επιπεδότητα και υψηλή ανάλυση, κάνοντας εφικτή την αψευγάδιαστη συρραφή και τις εντυπωσιακές, πλήρως εστιασμένες εικόνες όλου του πλακιδίου.
- ▶ **Αποτελεσματική ροή εργασίας ψηφιακής παθολογίας:** Έχοντας σχεδιαστεί σε συνεργασία με Παθολογοανατόμους, το λογισμικό του συστήματος είναι διαισθητικό και εύκολο στην εκμάθηση.
- ▶ **Εύκολο στη λειτουργία:** Ο έλεγχος του σαρωτή είναι εύκολα προσβάσιμος από τη μεγάλη οθόνη αφής, σχεδιασμένη να χρησιμοποιείται ενώ είστε όρθιοι.
- ▶ **Κατασκευασμένο για πολυάσχολα εργαστήρια:** Γρήγορο, με ταχύτητα σάρωσης πάνω από 80 πλακίδια την ώρα με αυτόματη εστίαση σε πραγματικό χρόνο.
- ▶ **Εύκολο για φόρτωση και διαχείριση:** Χρήση του κεντρικού πάνελ διαχείρισης του συστήματος για απομακρυσμένη απεικόνιση σφαλμάτων, λαθών και λήψη αναφορών.



BX46

Εργονομικό Μικροσκόπιο



Για ξεκούραστη εργασία κατά τις πολύωρες μικροσκοπήσεις, εξοπλισμένο με τη σειρά αντικειμενικών φακών τελευταίας τεχνολογίας X Line για εξαιρετική ποιότητα. Δυνατότητα μετατροπής σε ψηφιακό με μια κάμερα DP28 για λήψη ζωντανών και με λεπτομέρεια εικόνων που είναι εύκολο να μοιραστείτε και να εισάγετε στην ψηφιακή σας ροή εργασίας.

Life Science Chemilab A.E.

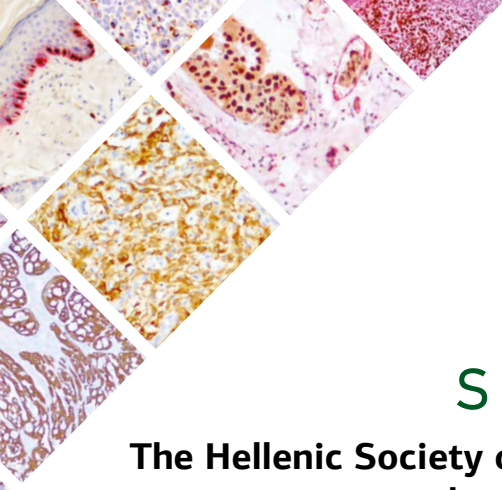
Κ. Παλαμά 36, 143 43
Ν. Χαλκηδόνα, Αθήνα
Τ +30 210 2582489
F +30 210 2532090

Αμαράντου 33, 56 431
Άνω Ηλιούπολη, Θεσσαλονίκη
Τ +30 2310 650660
F +30 2310 650655

Αρμόδιος Υπεύθυνος: Δημήτρης Κούμπος (dkoumpos@lsc.gr)



www.lsc.gr



SPONSORS

The Hellenic Society of Pathology gratefully acknowledges
the financial support of:

